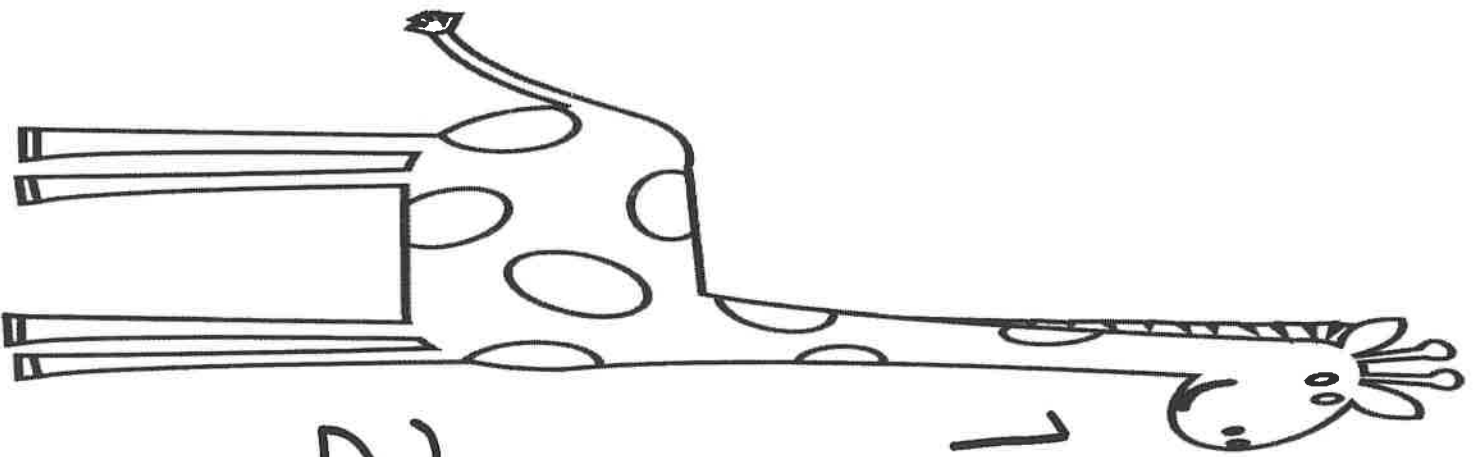


# Pre-K Summer Packet




I can  
Write my Name 

Practice writing your name  
on lines below.



1.


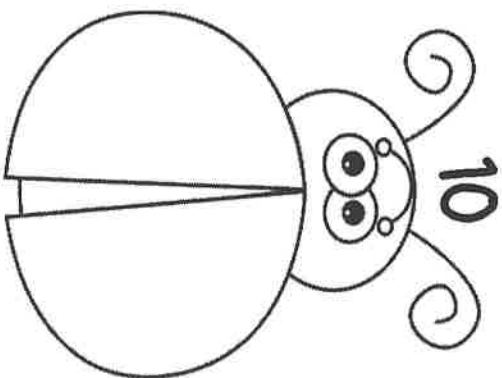
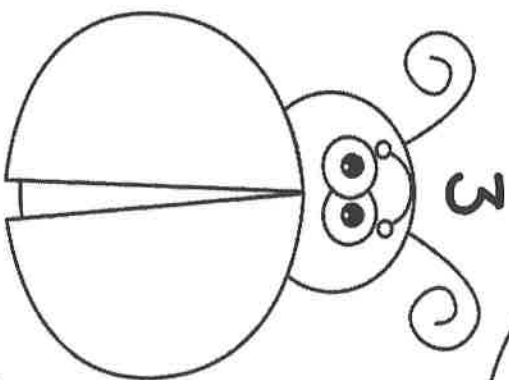
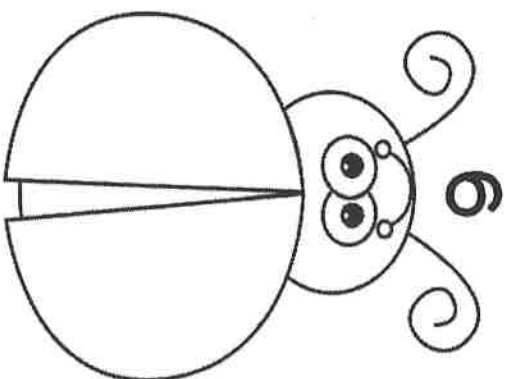
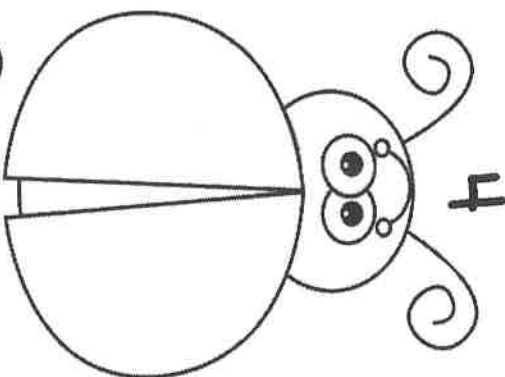
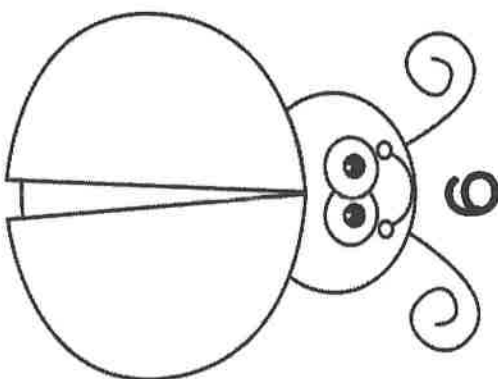
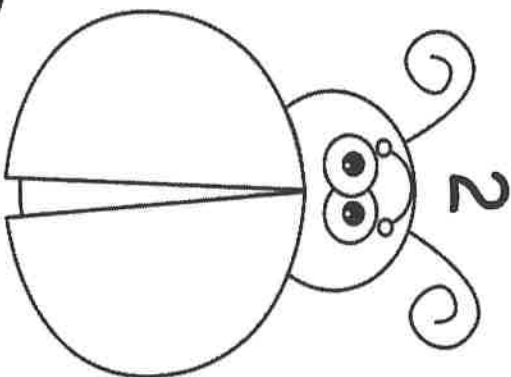
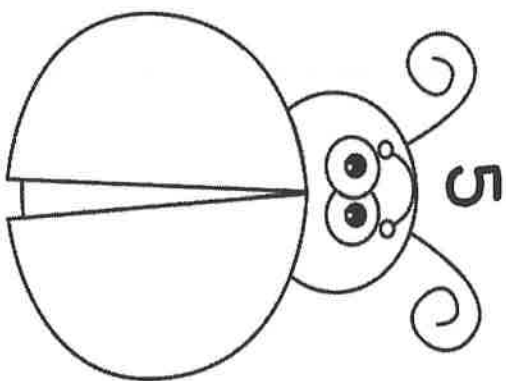
2.

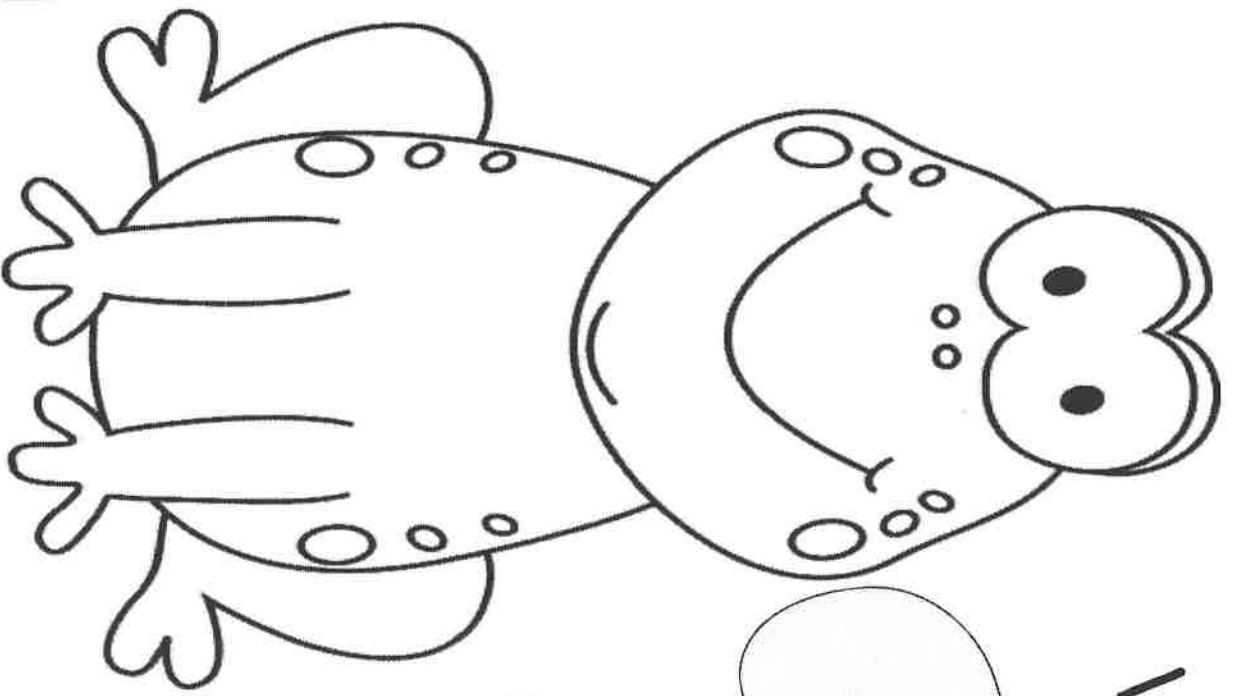


I can

# Read Numbers

The ladybugs need spots! Read each number. Draw the matching number of spots on the ladybug.





I can

# Write Numbers

Help the leap frog jump to the fly pads! Trace the numbers on the fly pads. Write your own numbers on the bottom from 1-10 on the lines.

1

2

3

4

5

6

7

8


9

10


I can

# Count the Dots


Count the dots on each pail.  
Draw a line to the number  
that matches the total  
number of dots.




1




4




3



2



5




7


I can

# Match Beginning Sounds


Look at the picture.  
Draw a line to the  
matching beginning  
sound.



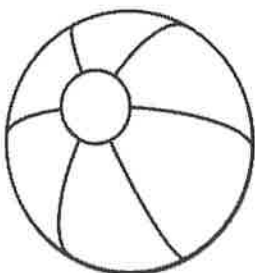
T




R



C



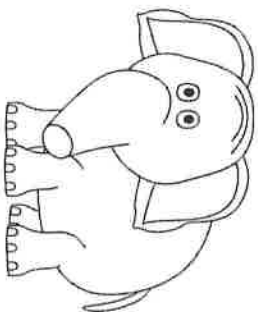
K




E



P



F



B



NAME \_\_\_\_\_ DATE \_\_\_\_\_

[www.mathscrunch.info](http://www.mathscrunch.info)

 [mathscrunch](#)  [mathscrunch](#)  [mathscrunch](#)  [mathscrunch.info](#)

# TRACE THE SHAPES - WORKSHEET



A large dashed rectangular border contains nine different shapes arranged in three rows and three columns, each designed for tracing. The shapes are: Row 1: a triangle, a square, and a circle; Row 2: a hexagon, a five-pointed star, and a pentagon; Row 3: a heart, an oval, and a diamond.





# I can Color by Numbers

Color the picture by using  
the color code below.

- 3 = blue
- 2 = green
- 6 = red
- 1 = pink
- 5 = yellow
- 8 = orange

